


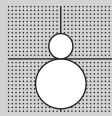
CURVE 2.5

DIRECT / INDIRECT



PERFORMANCE

- Up to 112lm/W efficiency
- 455 / 750lm/ft
- CRI > 80 & CRI > 90
- Damp rated



MOUNTING

Pendant



WHAT SHAPES YOU?

Combination with BASO 2.5 system components



[link to video](#)



MAKE YOUR ROOM STAND OUT



Catalog Number Example

CURVE 2.5-PDT-WH-OPOP-30K-C80-UNV-010V-0455LF-SC-RA-18IN-A135

A RANGE

CURVE 2.5 CURVE 2 . 5

G VOLTAGE

120V / 277V UNV

B MOUNTING

Pendant P D T

pendant suspension set includes cable suspension and one white power feeder with a white junction box cover

for black power feeds or junction box covers, please contact customer service

H DIMMING

0-10V 1% 0 1 0 V

Power over ethernet PO E C
consult customer service for compatibility

I OUTPUT LM/FT

455lm/ft $\pm 40/\pm 60\%$ 0 4 5 5 L F

750lm/ft $\pm 40/\pm 60\%$ 0 7 5 0 L F

Custom lm/ft X X X X L F

C COLOR

White W H

Black B L

Gray G R

Custom color RAL X X

recessed version available in white only

J CIRCUIT / EM

Single circuit S C

Dual circuit D C

EMC night light circuit N L

D LENS

OPOP opal cover direct O P O P

opal cover indirect

K RADIUS IN INCH

18" R A - 1 8 I N

24" R A - 2 4 I N

30" R A - 3 0 I N

36" R A - 3 6 I N

48" R A - 4 8 I N

60" R A - 6 0 I N

120" R A - 1 2 0 I N

for custom radii, please contact customer service

E CCT

3000K 3 0 K

3500K 3 5 K

4000K 4 0 K

Custom CCT X X K

F CRI

CRI > 80 C 8 0

CRI > 90 C 9 0

L ANGLE

22.5° * A 2 2

45° $\geq R36"$ only A 4 5

67.5° * A 6 7

90° A 9 0

112.5° * A 1 1 2

135° A 1 3 5

157.5° * A 1 5 7

180° A 1 8 0

202.5° * A 2 0 2

225° A 2 2 5

247.5° * A 2 4 7

270° A 2 7 0

292.5° * A 2 9 2



315° A 3 1 5

337.5° * A 3 3 7

* $\geq R120"$ only; for custom angles, please contact customer service

Technical data

DIRECT / INDIRECT

	RADIUS SIZE	LED	LED COLOR TEMPERATURE	INPUT WATTS	DELIVERED LM TOTAL	LIGHT DISTRIBUT.	DELIVERED LM DIRECT	DELIVERED LM INDIRECT	OPTICAL EFFICIENCY	POWER CONSUMPT.	LUMINAIRE EFFICACY
45° 	R 36"	e LED e ² LED	40K	9.7W 15.8W	1075lm 1770lm	↓ 40% / ↑ 60%	429lm 706lm	643lm 1059lm	74%	4.1W/ft 6.7W/ft	111lm/W 112lm/W
	R 48"	e LED e ² LED		12.9W 21.0W	1430lm 2355lm		572lm 941lm	858lm 1412lm		4.1W/ft 6.7W/ft	111lm/W 112lm/W
	R 60"	e LED e ² LED		16.1W 26.3W	1790lm 2945lm		715lm 1177lm	1072lm 1765lm		4.1W/ft 6.7W/ft	111lm/W 112lm/W
	R 120"	e LED e ² LED		32.2W 52.5W	3575lm 5885lm		1430lm 2353lm	2145lm 3530lm		4.1W/ft 6.7W/ft	111lm/W 112lm/W
90° 	R 18"	e LED e ² LED	40K	9.7W 15.8W	1075lm 1765lm	↓ 40% / ↑ 60%	429lm 706lm	643lm 1059lm	74%	4.1W/ft 6.7W/ft	111lm/W 112lm/W
	R 24"	e LED e ² LED		12.9W 21.0W	1430lm 2355lm		572lm 941lm	858lm 1412lm		4.1W/ft 6.7W/ft	111lm/W 112lm/W
	R 30"	e LED e ² LED		16.1W 26.3W	1790lm 2945lm		715lm 1177lm	1072lm 1765lm		4.1W/ft 6.7W/ft	111lm/W 112lm/W
	R 36"	e LED e ² LED		19.3W 31.5W	2150lm 3530lm		858lm 1412lm	1287lm 2118lm		4.1W/ft 6.7W/ft	111lm/W 122lm/W
	R 48"	e LED e ² LED		25.8W 42.0W	2860lm 4710lm		1144lm 1882lm	1716lm 2824lm		4.1W/ft 6.7W/ft	111lm/W 112lm/W
	R 60"	e LED e ² LED		32.2W 48.3W	3575lm 5885lm		1430lm 2353lm	2145lm 3530lm		4.1W/ft 6.7W/ft	111lm/W 112lm/W
	R 120"	e LED e ² LED		64.4W 105.0W	7150lm 11770lm		2859lm 4706lm	4289lm 7059lm		4.1W/ft 6.7W/ft	111lm/W 112lm/W

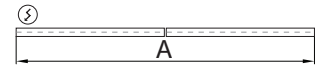
for 30K or 35K multiply lm value by 0.96

DIMENSIONS

Patterns with BASO 2.5 top view

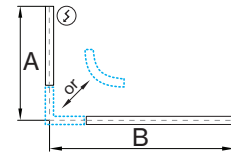
LINEAR

A	FIXTURES	CODE
48"	1 × 4' linear	ST - 48 N
96"	1 × 8' linear	ST - 96 N
144"	3 × 4' linear	ST - 144 N



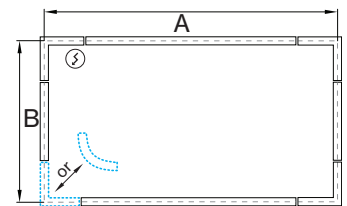
L-SHAPE / J-SHAPE

A / B	FIXTURES	CODE
48" / 48"	2 × 24" linear + 1 × 24" × 24" corner or R 24" 90° curve	# S - 48 X 48 N
48" / 96"	1 × 24" linear + 1 × 72" linear + 1 × 24" × 24" corner or R 24" 90° curve	# S - 48 X 96 N
96" / 96"	2 × 72" linear + 1 × 24" × 24" corner or R 24" 90° curve	# S - 96 X 96 N



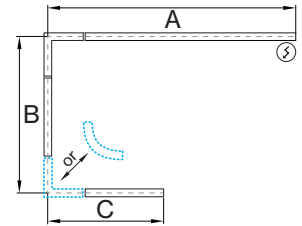
□-SHAPE / O-SHAPE

A / B	FIXTURES	CODE
48" / 48"	4 × 24" × 24" corner or R 24" 90° curve	# S - 48 X 48 N
48" / 96"	2 × 48" linear + 4 × 24" × 24" corner or R 24" 90° curve	# S - 48 X 96 N
96" / 96"	4 × 48" linear + 4 × 24" × 24" corner or R 24" 90° curve	# S - 96 X 96 N



U-SHAPE / C-SHAPE

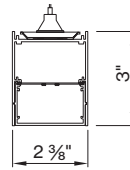
A / B / C	FIXTURES	CODE
48" / 48" / 48"	2 × 24" linear + 2 × 24" × 24" corner or R 24" 90° curve	# S - 48 X 48 X 48 N
48" / 96" / 48"	1 × 48" linear + 2 × 24" linear + 2 × 24" × 24" corner or R 24" 90° curve	# S - 48 X 96 X 48 N
48" / 144" / 48"	1 × 96" linear + 2 × 24" linear + 2 × 24" × 24" corner or R 24" 90° curve	# S - 48 X 144 X 48 N



FULL CIRCLE DIMENSIONS

NOMINAL	ON-CENTER RADIUS	ON-CENTER DIAMETER	OUTSIDE DIAMETER	OUTSIDE CIRCUMFER.
Ø 36"	18"	Ø 36"	Ø 38 3/8"	120 9/16"
Ø 48"	24"	Ø 48"	Ø 50 3/8"	158 1/4"
Ø 60"	30"	Ø 60"	Ø 62 3/8"	196"
Ø 72"	36"	Ø 72"	Ø 74 3/8"	233 5/8"
Ø 96"	48"	Ø 96"	Ø 92 3/8"	306"
Ø 120"	60"	Ø 120"	Ø 122 3/8"	384 7/16"
Ø 240"	120"	Ø 240"	Ø 242 3/8"	761 7/16"

PENDANT

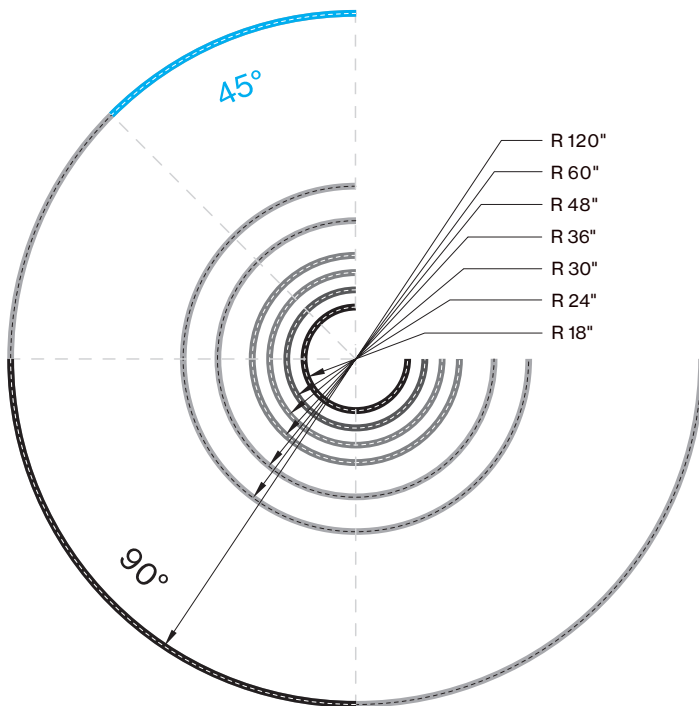


FOR FIXTURES THAT ARE NOT FULL CIRCLE

L total = L channel + 1/8" in total for two endcaps

FOR FIXTURES THAT ARE FULL CIRCLE

L total = L channel



Declare.

CURVE/CIRCLE 1.5 2.5 4.0
XAL USA

Final Assembly: Oxford, Connecticut, USA
Life Expectancy: 5 Year(s)
End of Life Options: Recyclable (70%), Landfill (30%)

Ingredients:
Aluminum; Copper chloride (CuCl); 2-Propanoic acid, 2-methyl-, methyl ester, polymer with ethyl 2-propenoate; Steel manufacture, chemicals; Polyvinyl chloride; Nickel (Metallic); Brass; Silicon; Poly((minoo-1,6-dioxo-1,6-hexanedio)imino-1,6-hexanedio); Acetic acid ethenyl ester, polymer with ethene; Copper; Polypropylene; Magnesium hydroxide; Unnamed Substance¹; Tin; Organic; Zinc

¹LBC Temp Exception RL-002 - Small Electrical Components

Living Building Challenge Criteria:

I-13 Red List:
 LBC Red List Free % Disclosed: 100% at 100ppm
 LBC Red List Approved VOC Content: Not Applicable
 Declared

I-10 Interior Performance: Not Applicable
I-14 Responsible Sourcing: Not Applicable

XAL-0001
EXP. 01 APR 2024
Original Issue Date: 2022

MANUFACTURED RESPONSIBLY FOR LABEL ACCURACY
INTERNATIONAL LIVING FUTURE INSTITUTE™ living-future.org/declare

SHAPES mounting instructions

Get access to the SHAPES circle mounting instructions faster by scanning the QR code.



www.xalusa.com/resources/mounting-instructions/shapes