

CURVE 2.5 DIRECT

Catalog Number Example

CURVE 2.5-SUR-WH-OP-30K-C80-UNV-010V-0455LF-SC-RA-18IN-A90

A RANGE

CURVE 2.5 CURVE 2 . 5

I OUTPUT LM/FT

455lm/ft 100% ±	0 4 5 5 L F
750lm/ft 100% ±	0 7 5 0 L F
Custom lm/ft	X X X X L F

B MOUNTING

Surface	SUR
Pendant	PDT

pendant suspension set includes cable suspension and one white power feeder with a white junction box cover

J CIRCUIT / EM

Single circuit	SC
EMC or EMP not available	

for black power feeds or junction box covers, please contact customer service

K RADIUS IN INCH

18"	RA - 1 8 I N
24"	RA - 2 4 I N
30"	RA - 3 0 I N
36"	RA - 3 6 I N
48"	RA - 4 8 I N
60"	RA - 6 0 I N
120"	RA - 1 2 0 I N

for custom radii, please contact customer service

C COLOR

White	WH
Black	BL
Gray	GR
Custom color RAL	XX

recessed version available in white only

D LENS

HP opal cover	OP
---------------	----

L ANGLE

22.5° *	A 2 2
45° ≥ R36" only	A 4 5
67.5° *	A 6 7
90°	A 9 0
112.5° *	A 1 1 2
135°	A 1 3 5
157.5° *	A 1 5 7
180°	A 1 8 0
202.5° *	A 2 0 2
225°	A 2 2 5
247.5° *	A 2 4 7
270°	A 2 7 0
292.5° *	A 2 9 2
315°	A 3 1 5
337.5° *	A 3 3 7

* ≥ R120" only; for custom angles, please contact customer service

F CRI

CRI > 80	C 8 0
CRI > 90	C 9 0

Electrical attributes

G VOLTAGE

120V / 277V	UNV
-------------	-----

H DIMMING

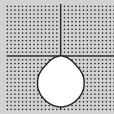
0-10V 1%	0 1 0 V
----------	---------

Power over ethernet POEC

consult customer service for compatibility

PERFORMANCE

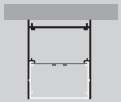
- Up to 106lm/W efficiency
- Max lumen output of 1000lm/ft
- CRI > 80 & CRI > 90
- Damp rated



MOUNTING

Ceiling

Pendant




WHAT SHAPES YOU?


Combination with BASO 2.5 system components



[link to video](#)





MAKE YOUR ROOM STAND OUT



Technical data

DIRECT

	RADIUS SIZE	LED	LED COLOR TEMPERATURE	INPUT WATTS	DELIVERED LM TOTAL	LIGHT DISTRIBUTION	DELIVERED LUMEN/FT	OPTICAL EFFICIENCY	POWER CONSUMPTION	LUMINAIRE EFFICACY
45° 	R 36"	↓ e LED ↓ e ² LED	40K	16.9W 17.4W	1790lm 1775lm	↓ 100%	455 lm/ft 750 lm/ft	74%	4.3 W/ft 7.4 W/ft	106 lm/W 102 lm/W
	R 48"	↓ e LED ↓ e ² LED		20.3W 23.2W	2150lm 2365lm		455 lm/ft 750 lm/ft		4.3 W/ft 7.4 W/ft	106 lm/W 102 lm/W
	R 60"	↓ e LED ↓ e ² LED		27.0W 29.0W	2865lm 2955lm		455 lm/ft 750 lm/ft		4.3 W/ft 7.4 W/ft	106 lm/W 102 lm/W
	R 120"	↓ e LED ↓ e ² LED		33.8W 57.9W	3580lm 5910lm		455 lm/ft 750 lm/ft		4.3 W/ft 7.4 W/ft	106 lm/W 102 lm/W
90° 	R 18"	↓ e LED ↓ e ² LED	40K	10.1W 17.4W	1080lm 1780lm	↓ 100%	455 lm/ft 750 lm/ft	74%	4.3 W/ft 7.4 W/ft	106 lm/W 102 lm/W
	R 24"	↓ e LED ↓ e ² LED		13.5W 23.2W	1435lm 2365lm		455 lm/ft 750 lm/ft		4.3 W/ft 7.4 W/ft	106 lm/W 102 lm/W
	R 30"	↓ e LED ↓ e ² LED		16.9W 29.0W	1790lm 2955lm		455 lm/ft 750 lm/ft		4.3 W/ft 7.4 W/ft	106 lm/W 102 lm/W
	R 36"	↓ e LED ↓ e ² LED		10.1W 34.8W	1075lm 3545lm		455 lm/ft 750 lm/ft		4.3 W/ft 7.4 W/ft	106 lm/W 102 lm/W
	R 48"	↓ e LED ↓ e ² LED		13.5W 46.3W	1435lm 4730lm		455 lm/ft 750 lm/ft		4.3 W/ft 7.4 W/ft	106 lm/W 102 lm/W
	R 60"	↓ e LED ↓ e ² LED		33.8W 57.9W	3580lm 5910lm		455 lm/ft 750 lm/ft		4.3 W/ft 7.4 W/ft	106 lm/W 102 lm/W
	R 120"	↓ e LED ↓ e ² LED		67.5W 115.8W	7160lm 11820lm		455 lm/ft 750 lm/ft		4.3 W/ft 7.4 W/ft	106 lm/W 102 lm/W

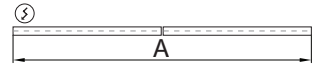
for 30 K or 35 K multiply lm value by 0.96

DIMENSIONS

Patterns with BASO 2.5 top view

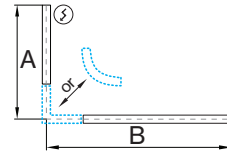
LINEAR

A	FIXTURES	CODE
48"	1 × 4' linear	ST - 48 I N
96"	1 × 8' linear	ST - 96 I N
144"	3 × 4' linear	ST - 144 I N



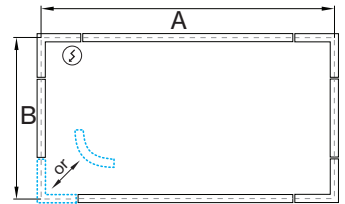
L-SHAPE / J-SHAPE

A / B	FIXTURES	CODE
48" / 48"	2 × 24" linear + 1 × 24" × 24" corner or R 24" 90° curve	# S - 48 X 48 I N
48" / 96"	1 × 24" linear + 1 × 72" linear + 1 × 24" × 24" corner or R 24" 90° curve	# S - 48 X 96 I N
96" / 96"	2 × 72" linear + 1 × 24" × 24" corner or R 24" 90° curve	# S - 96 X 96 I N



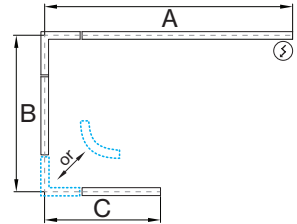
□-SHAPE / O-SHAPE

A / B	FIXTURES	CODE
48" / 48"	4 × 24" × 24" corner or R 24" 90° curve	# S - 48 X 48 I N
48" / 96"	2 × 48" linear + 4 × 24" × 24" corner or R 24" 90° curve	# S - 48 X 96 I N
96" / 96"	4 × 48" linear + 4 × 24" × 24" corner or R 24" 90° curve	# S - 96 X 96 I N



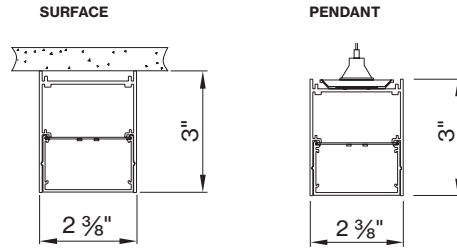
U-SHAPE / C-SHAPE

A / B / C	FIXTURES	CODE
48" / 48" / 48"	2 × 24" linear + 2 × 24" × 24" corner or R 24" 90° curve	# S - 48 X 48 X 48 I N
48" / 96" / 48"	1 × 48" linear + 2 × 24" linear + 2 × 24" × 24" corner or R 24" 90° curve	# S - 48 X 96 X 48 I N
48" / 144" / 48"	1 × 96" linear + 2 × 24" linear + 2 × 24" × 24" corner or R 24" 90° curve	# S - 48 X 144 X 48 I N



FULL CIRCLE DIMENSIONS

NOMINAL	ON-CENTER RADIUS	ON-CENTER DIAMETER	OUTSIDE DIAMETER	OUTSIDE CIRCUMFER.
Ø 36"	18"	Ø 36"	Ø 38 3/8"	120 9/16"
Ø 48"	24"	Ø 48"	Ø 50 3/8"	158 1/4"
Ø 60"	30"	Ø 60"	Ø 62 3/8"	196"
Ø 72"	36"	Ø 72"	Ø 74 3/8"	233 5/8"
Ø 96"	48"	Ø 96"	Ø 92 3/8"	306"
Ø 120"	60"	Ø 120"	Ø 122 3/8"	384 7/16"
Ø 240"	120"	Ø 240"	Ø 242 3/8"	761 7/16"

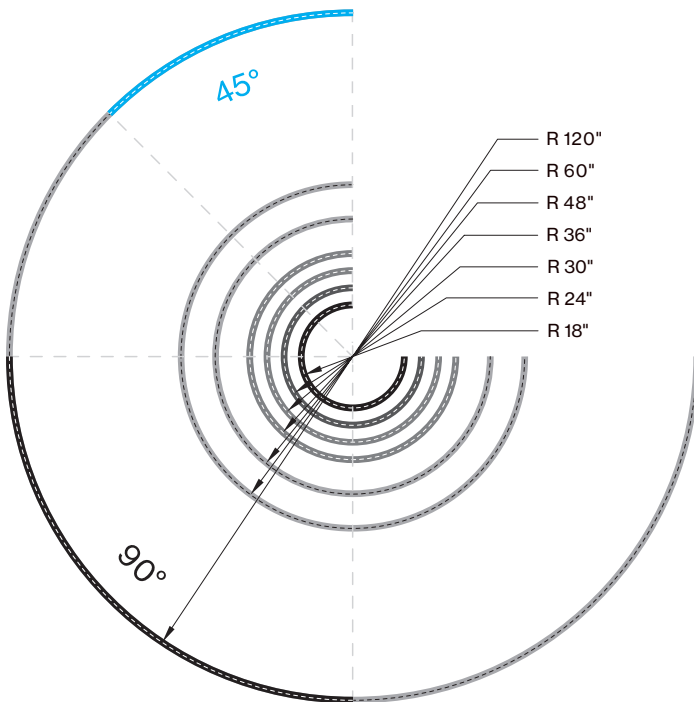


FOR FIXTURES THAT ARE NOT FULL CIRCLE

L total = L channel + 1/8" in total for two endcaps

FOR FIXTURES THAT ARE FULL CIRCLE

L total = L channel



Declare.

CURVE/CIRCLE 1.5 2.5 4.0
XAL USA

Final Assembly: Oxford, Connecticut, USA
Life Expectancy: 5 Year(s)
End of Life Options: Recyclable (70%), Landfill (30%)

Ingredients:
Aluminum; Copper chloride (CuCl₂); 2-Propenoic acid, 2-methyl-, methyl ester, polymer with ethyl 2-propenoate; Steel manufacture, chemicals; Polyvinyl chloride; Nickel (Metallic); Brass; Silicon; Poly(mino)(1,6-dioxo-1,6-hexanediy)l(mino-1,6-hexanediy)l; Acetic acid ethenyl ester, polymer with ethene; Copper; Polypropylene; Magnesium hydroxide; Unnamed Substance¹; Tin; Organic; Zinc

¹LBC Temp Exception RL-Q02 - Small Electrical Components

Living Building Challenge Criteria:

I-13 Red List:
 LBC Red List Free % Disclosed: 100% at 100ppm
 LBC Red List Approved VOC Content: Not Applicable
 Declared

I-10 Interior Performance: Not Applicable
I-14 Responsible Sourcing: Not Applicable

XAL-0001
EXP: 01 APR 2024
Original Issue Date: 2022

MANUFACTURER RESPONSIBLE FOR LABEL ACCURACY
INTERNATIONAL LIVING FUTURE INSTITUTE™ living-future.org/declare

SHAPES mounting instructions

Get access to the SHAPES circle mounting instructions faster by scanning the QR code.



www.xalusa.com/resources/mounting-instructions/shapes